


# Phonics Shed

## Chapter 2

### Letter Formation Resources



start at the dots ●



\_\_\_\_\_



\_\_\_\_\_



\_\_\_\_\_

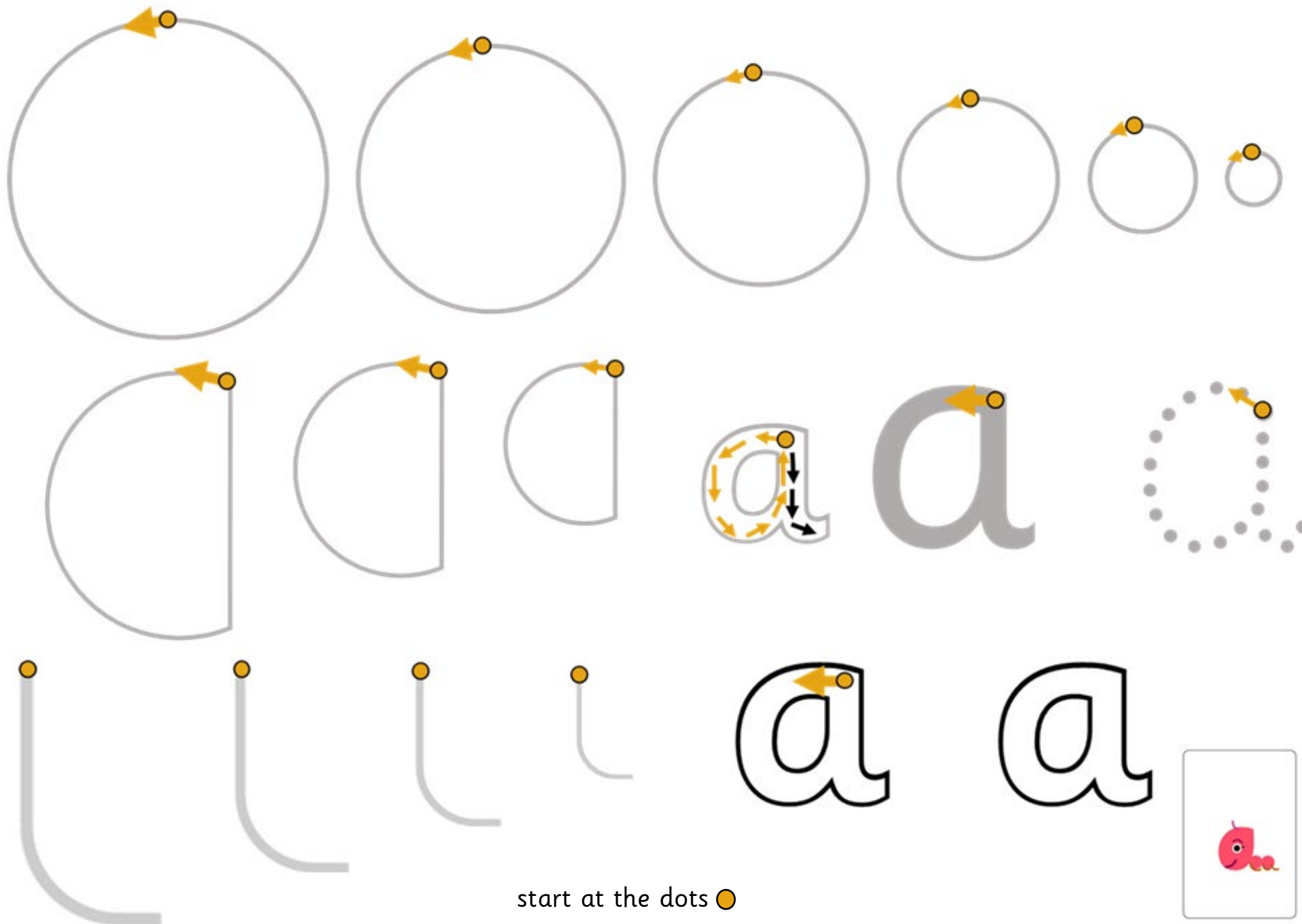


\_\_\_\_\_



\_\_\_\_\_


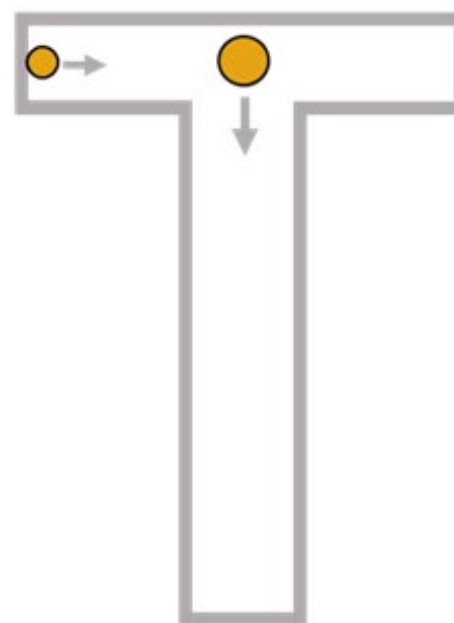

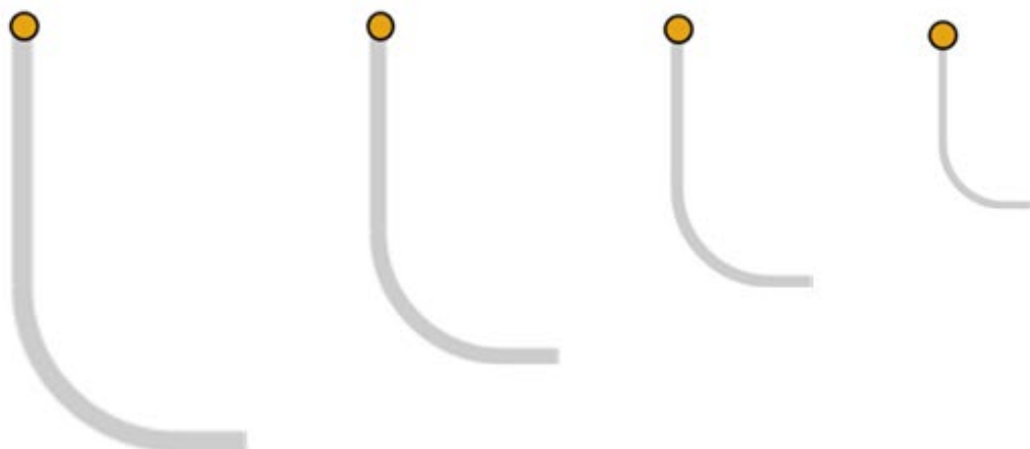
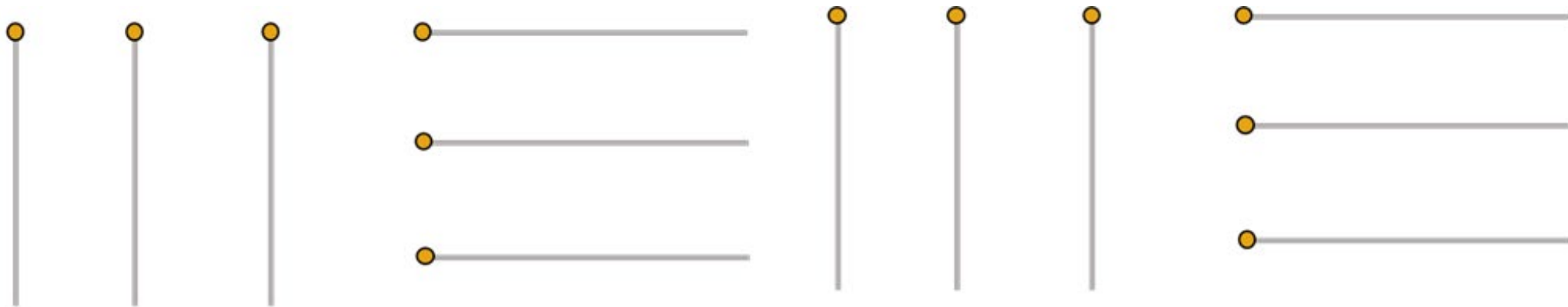





start at the dots ●







start at the dots ●



T t

T t

T t

T t

t  
T

t

T



Tt

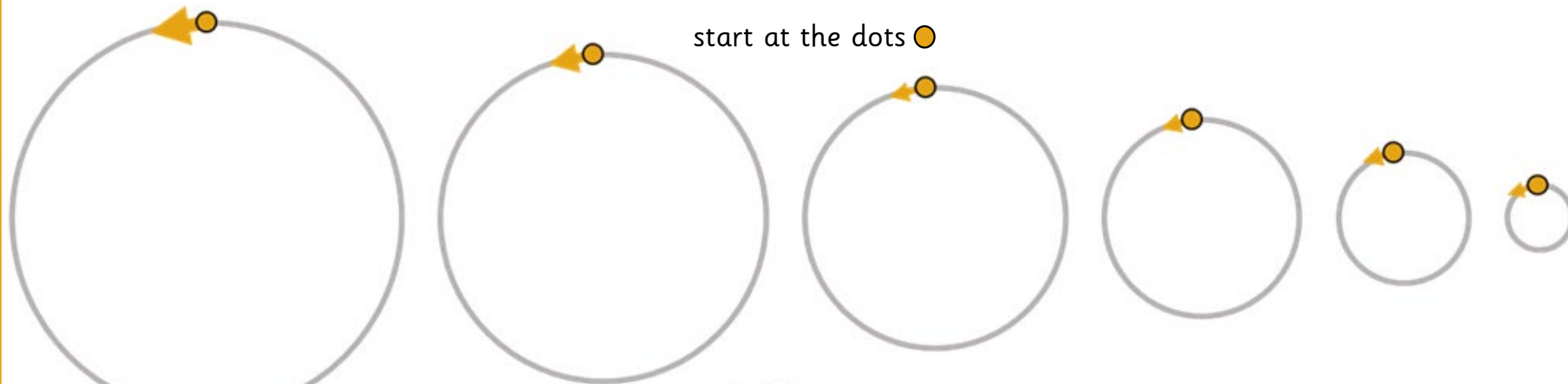
Tt

T

t

at at

sat sat



start at the dots ●



Pp


Pp

P p

Pp

p \_\_\_\_\_ P \_\_\_\_\_





Pp

Pp

P

p

Pat

Pat

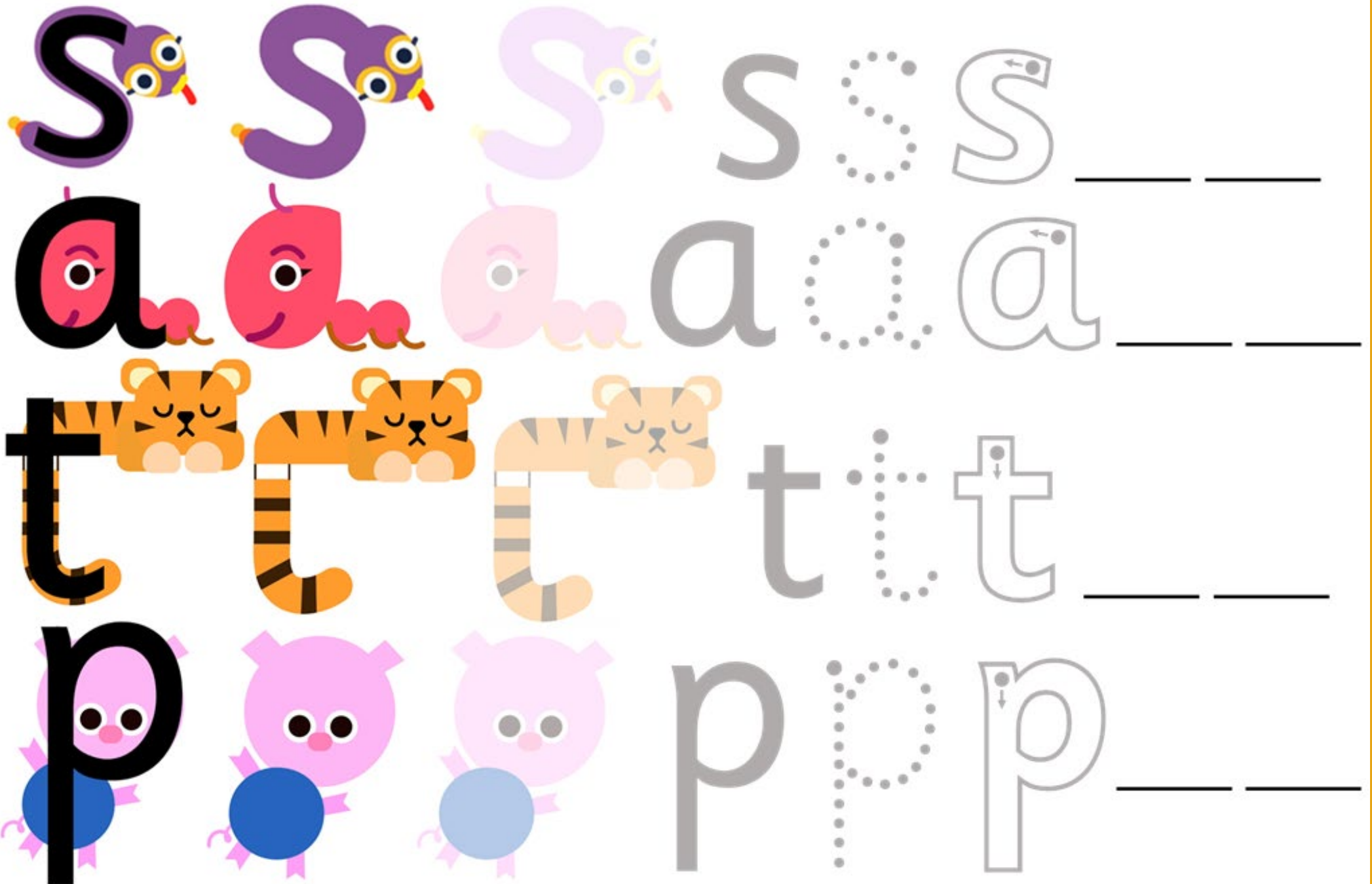
pasta

pasta

the

the

the



at at

\_\_\_\_\_

sat sat

\_\_\_\_\_

past past

\_\_\_\_\_

the the

\_\_\_\_\_



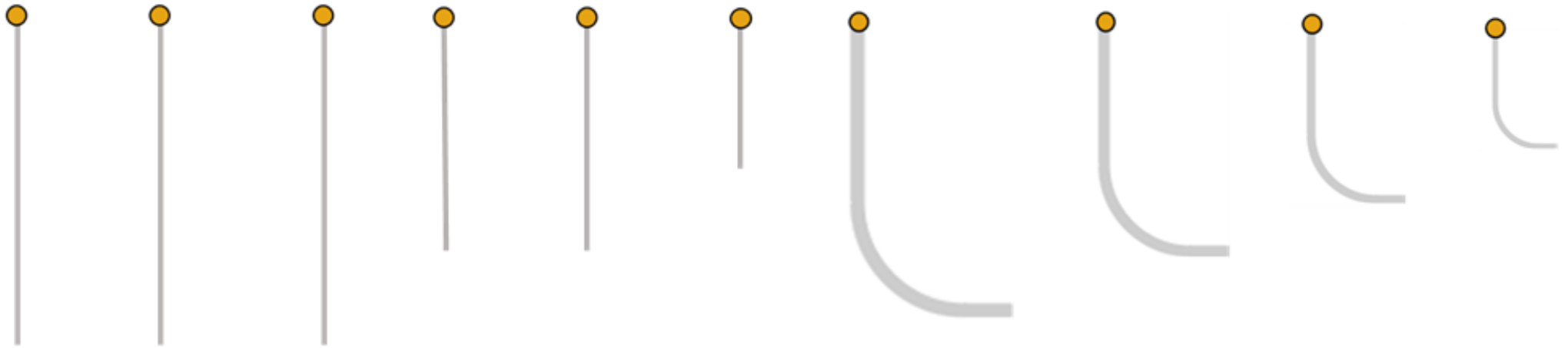
Put a dot in every circle




Fill in the gaps with dots  
then colour in the pictures



start at the dots ●





it



it

\_\_\_\_\_

\_\_\_\_\_

\_\_\_\_\_

Write an **i** in all of  
Indy's balloons




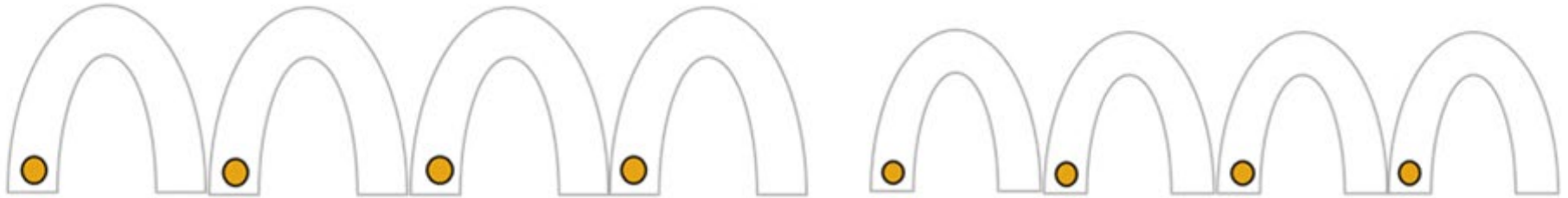
it

it

I

i

start at the dots ●





n

n

n

n

n

n



n

\_\_\_\_\_



N

N

N

N

\_\_\_\_\_





N

N

N

N

\_\_\_\_\_



n

n

n

n

\_\_\_\_\_

\_\_\_\_\_

in

in

\_\_\_\_\_

\_\_\_\_\_

\_\_\_\_\_

an

an


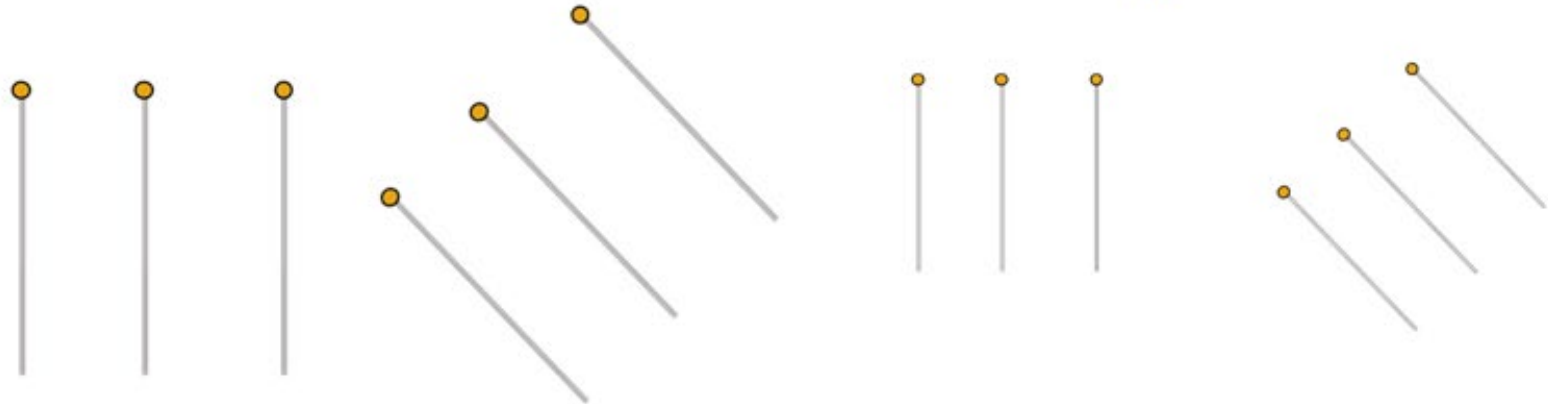
\_\_\_\_\_

\_\_\_\_\_

\_\_\_\_\_



Start at the dots





m

m

m

m

\_\_\_\_\_

\_\_\_\_\_

m

m

\_\_\_\_\_

\_\_\_\_\_

\_\_\_\_\_

\_\_\_\_\_



M

M

M

\_\_\_\_\_

\_\_\_\_\_

Mm

Mm

Mm

Mm

\_\_\_\_\_

\_\_\_\_\_

\_\_\_\_\_



m

m

\_\_\_\_\_

\_\_\_\_\_

\_\_\_\_\_

M

M

\_\_\_\_\_

\_\_\_\_\_

\_\_\_\_\_

\_\_\_\_\_

am

\_\_\_\_\_

\_\_\_\_\_




\_\_\_\_\_

man

\_\_\_\_\_

\_\_\_\_\_

Start at the dots






d d d d

\_\_\_\_\_

d d

\_\_\_\_\_



D D D

\_\_\_\_\_

Dd Dd Dd Dd

\_\_\_\_\_

\_\_\_\_\_

\_\_\_\_\_

\_\_\_\_\_



d



\_\_\_\_\_

\_\_\_\_\_

\_\_\_\_\_

\_\_\_\_\_

D



\_\_\_\_\_

\_\_\_\_\_

\_\_\_\_\_

\_\_\_\_\_

and

\_\_\_\_\_

\_\_\_\_\_

\_\_\_\_\_

Dad

\_\_\_\_\_

\_\_\_\_\_

\_\_\_\_\_

did

\_\_\_\_\_

\_\_\_\_\_

\_\_\_\_\_



i i i

\_\_\_\_\_



n n n

\_\_\_\_\_



m m m



d d d

\_\_\_\_\_



I I

\_\_\_\_\_

it

it

\_\_\_\_\_

\_\_\_\_\_

an

an

\_\_\_\_\_

in

in

\_\_\_\_\_

and

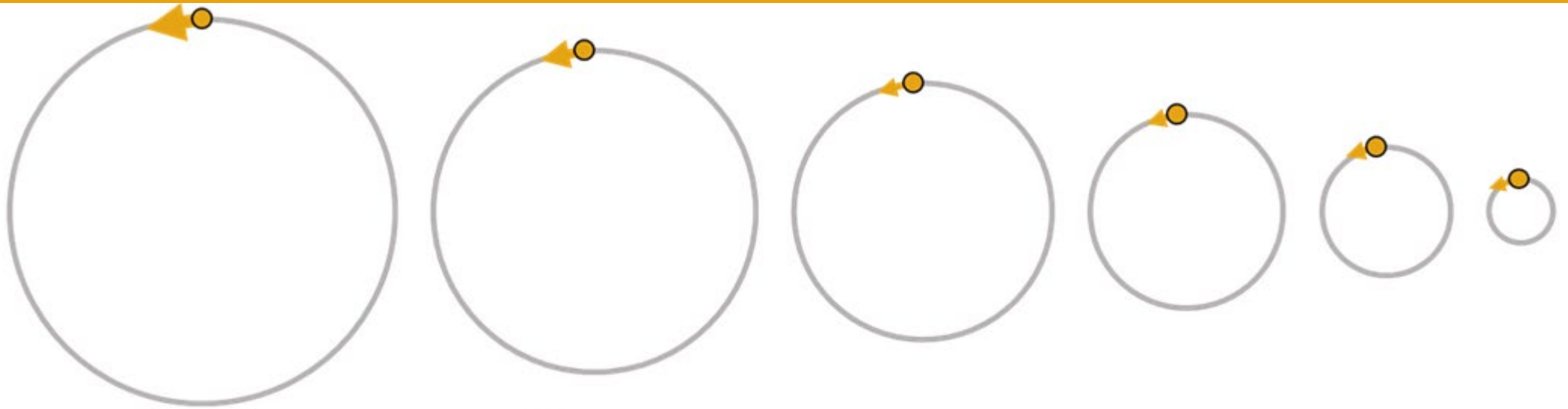
and

\_\_\_\_\_


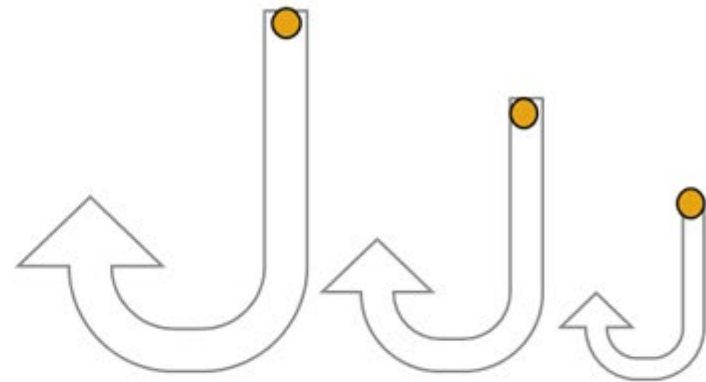
\_\_\_\_\_

Dad

Dad



start at the dots ●





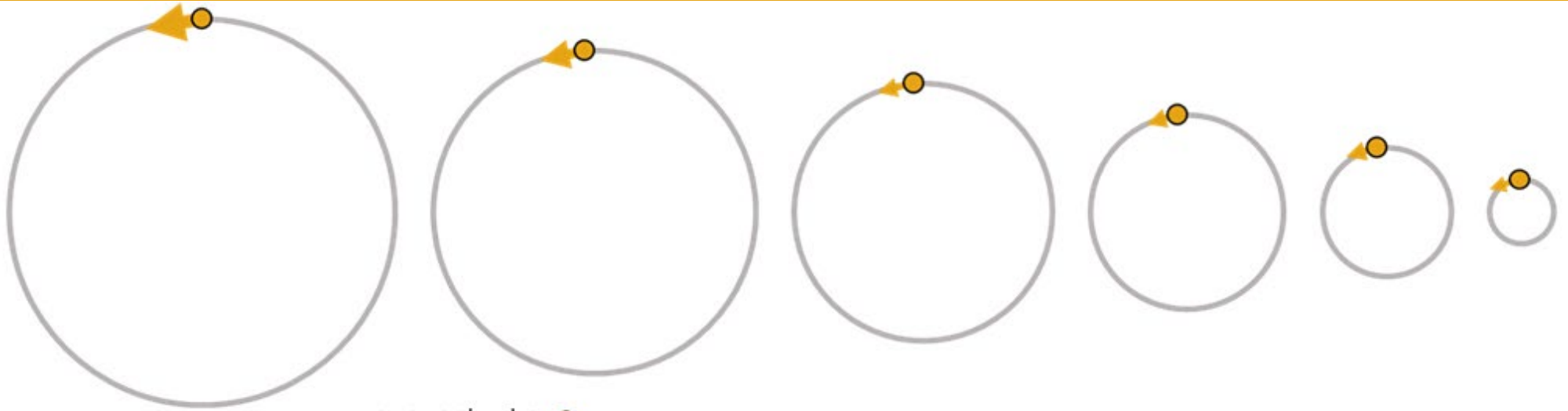


gig \_\_\_\_\_

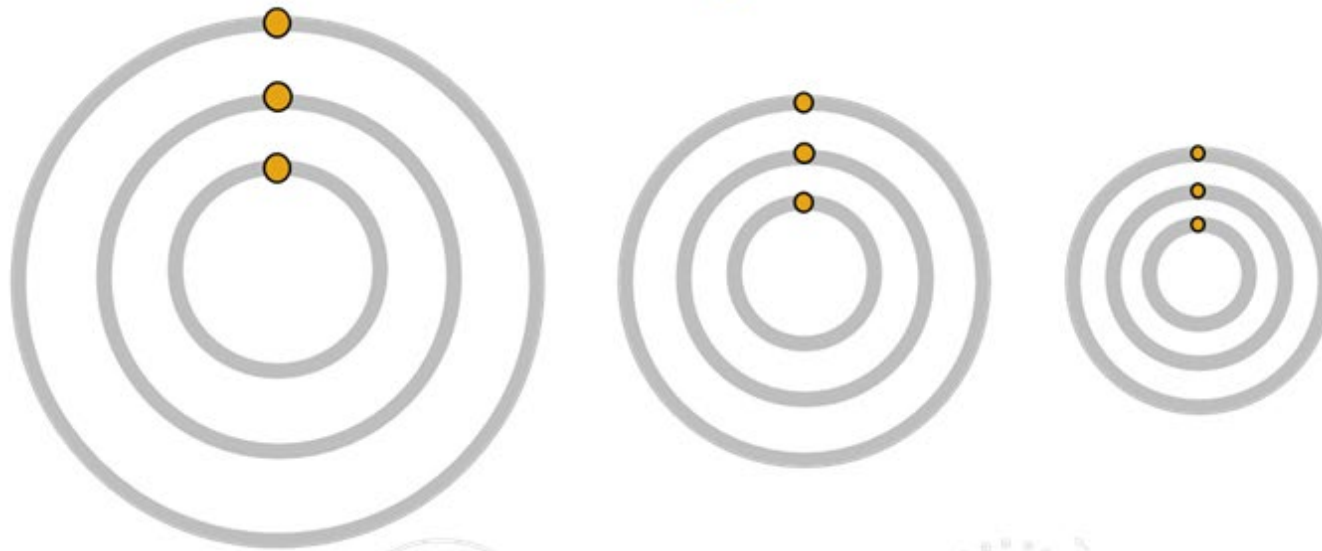
gap \_\_\_\_\_

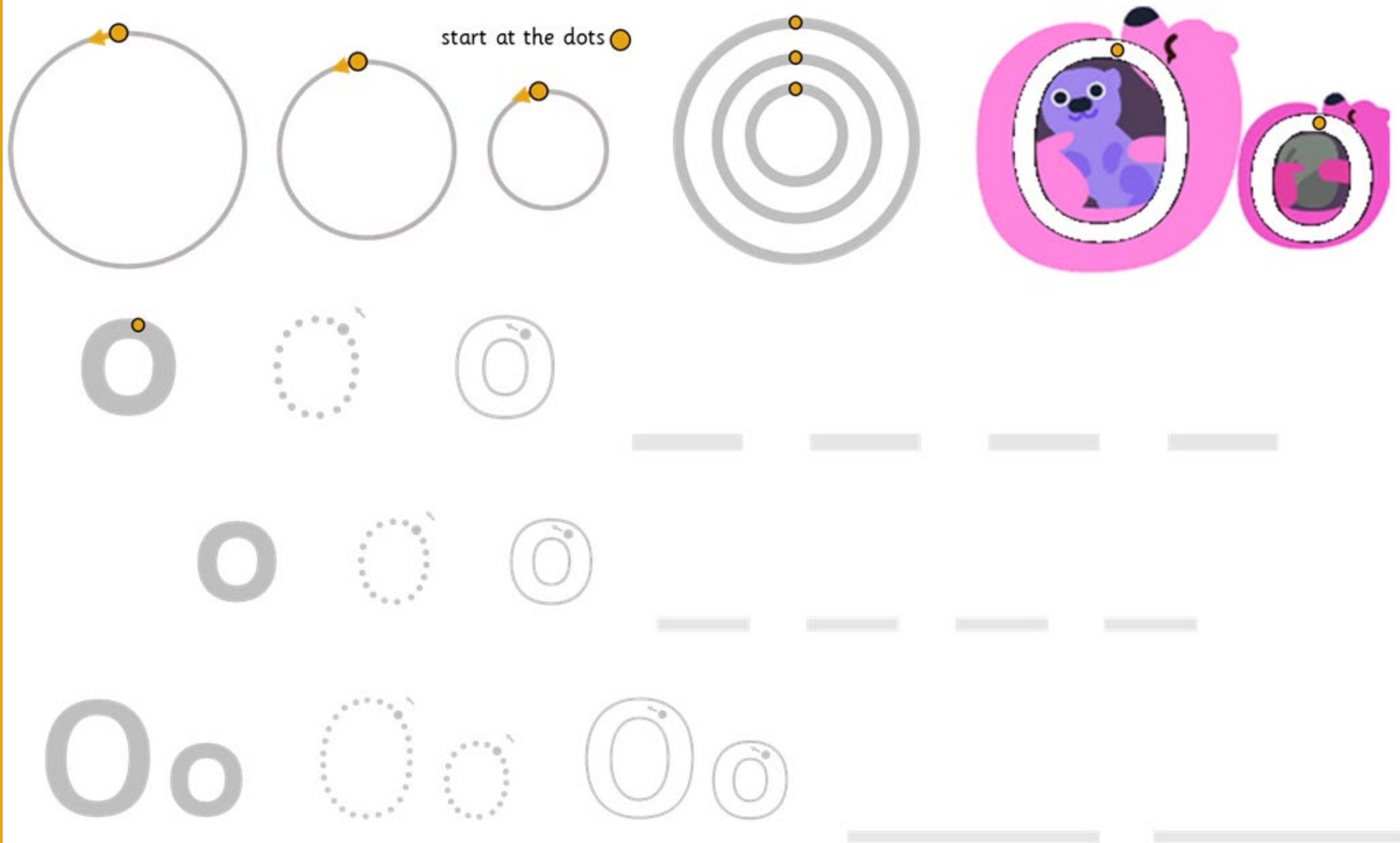
gasp \_\_\_\_\_

pig \_\_\_\_\_



start at the dots ●







O o

O o

\_\_\_\_\_

on

\_\_\_\_\_

got

\_\_\_\_\_

not

\_\_\_\_\_

dog

\_\_\_\_\_

stop

\_\_\_\_\_

do

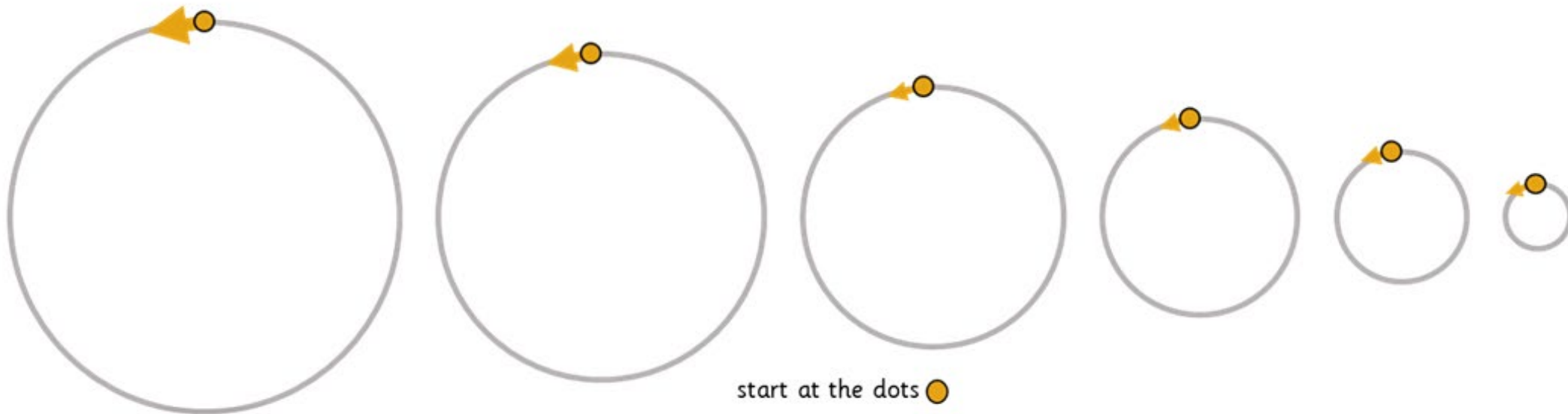
\_\_\_\_\_

to


\_\_\_\_\_

into

\_\_\_\_\_



Cc








start at the dots ●



Cc



can



cat





Cc

Cc

Cc

\_\_\_\_\_

can

\_\_\_\_\_

cat

\_\_\_\_\_

cog

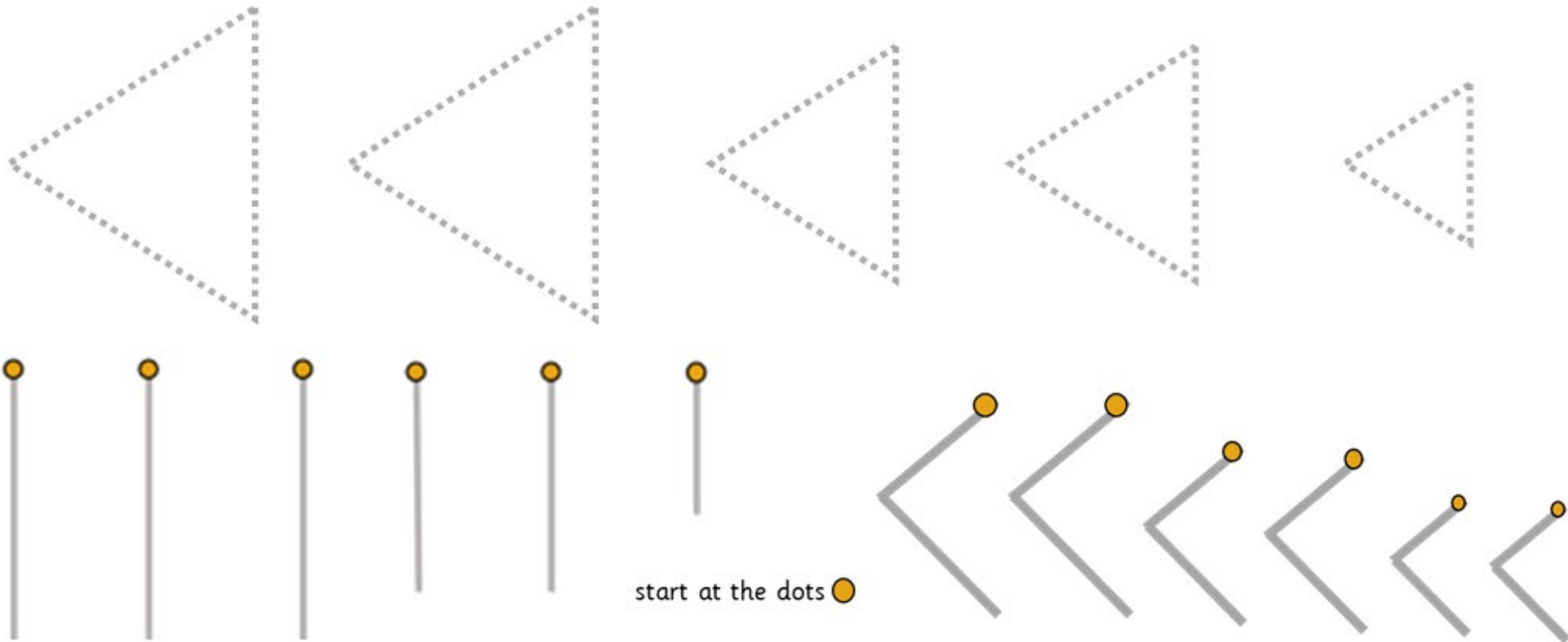
\_\_\_\_\_










act


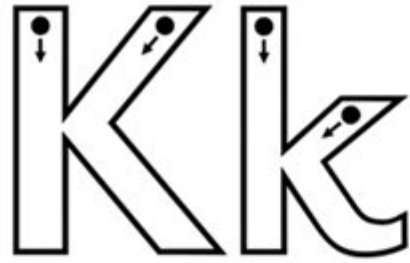
\_\_\_\_\_

cost

\_\_\_\_\_







kid



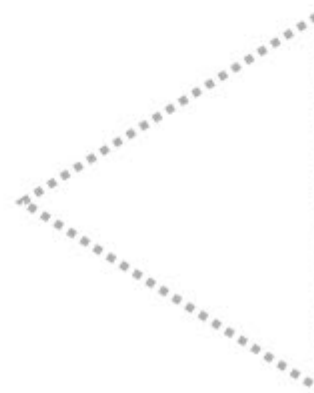
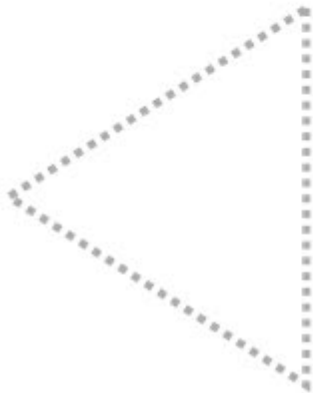
ink




Kit



mask





got got \_\_\_\_\_ on on \_\_\_\_\_

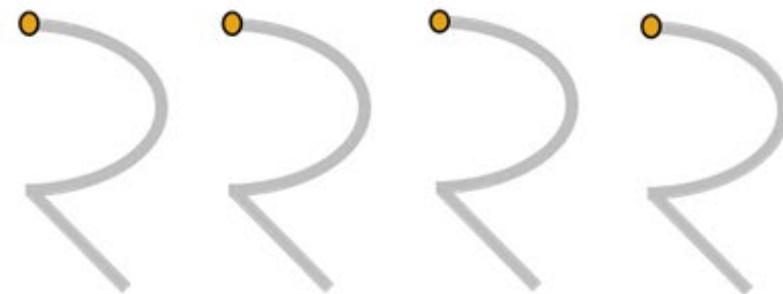
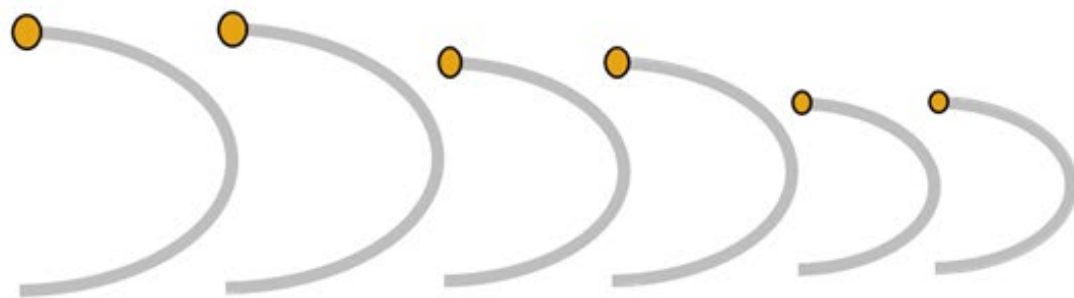
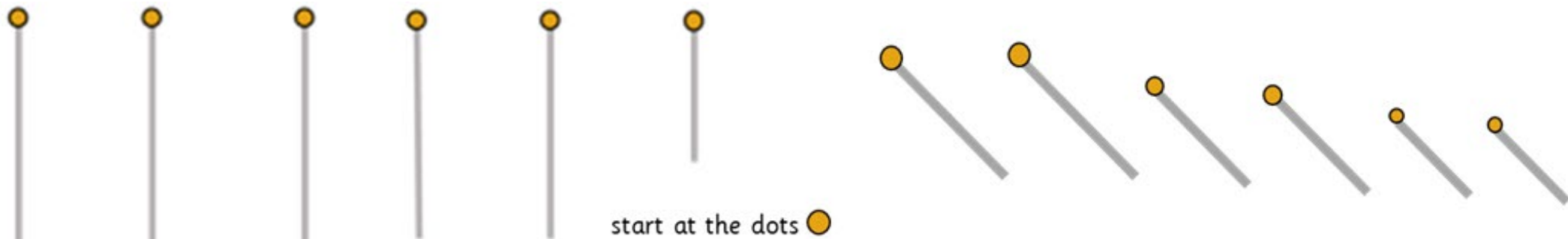
not not \_\_\_\_\_ can can \_\_\_\_\_

do do \_\_\_\_\_ to to \_\_\_\_\_

into into \_\_\_\_\_

The cat did not ask the dog.











\_\_\_\_\_




\_\_\_\_\_



\_\_\_\_\_



\_\_\_\_\_




\_\_\_\_\_



\_\_\_\_\_



\_\_\_\_\_



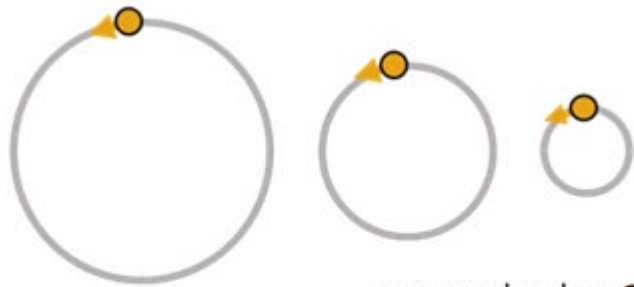
got got \_\_\_\_\_ on on \_\_\_\_\_

not not \_\_\_\_\_ can can \_\_\_\_\_

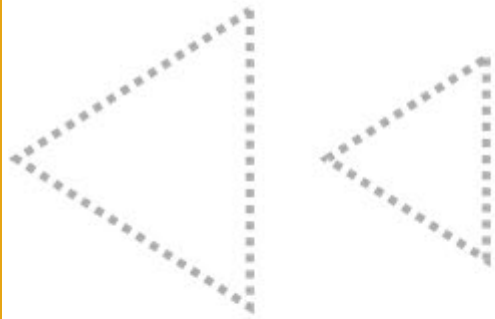
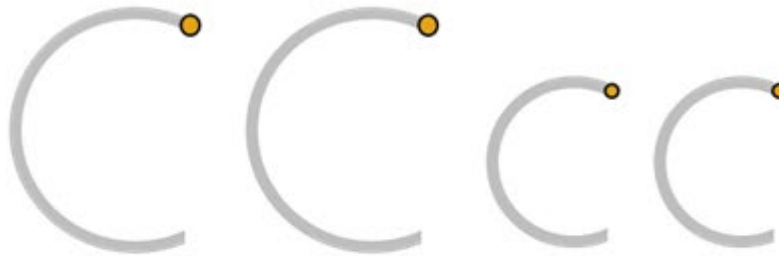
do do \_\_\_\_\_ to to \_\_\_\_\_

into into \_\_\_\_\_

The cat did not ask the dog.



start at the dots ●





ck



\_\_\_\_\_





ck

ck

ck



\_\_\_\_\_

sock

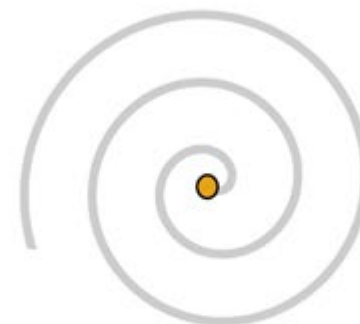
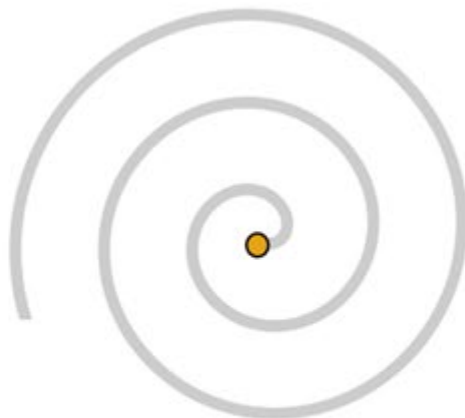
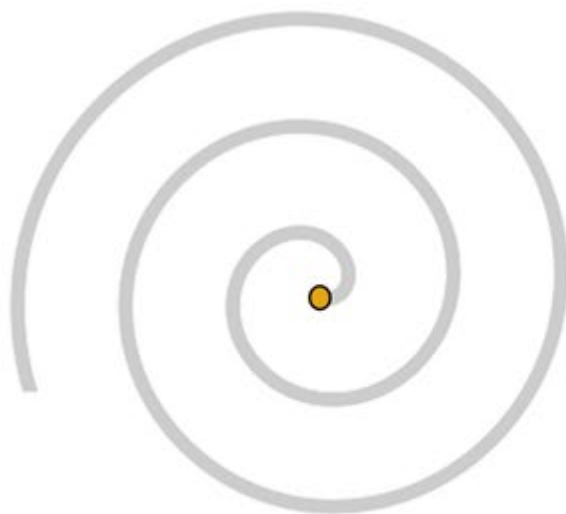
\_\_\_\_\_

\_\_\_\_\_

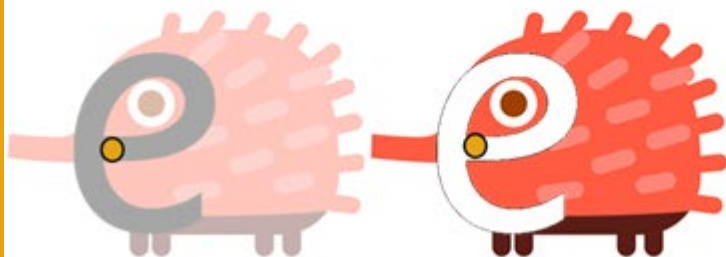
kick

\_\_\_\_\_

\_\_\_\_\_



start at the dots ●



e

e

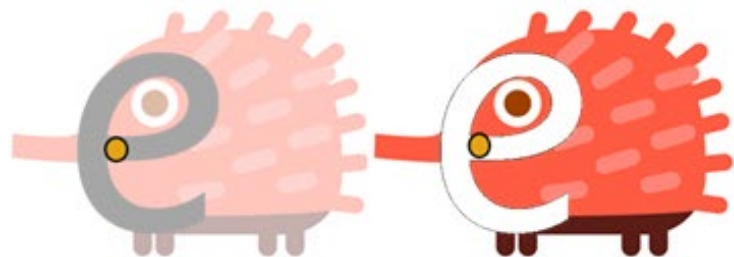
e







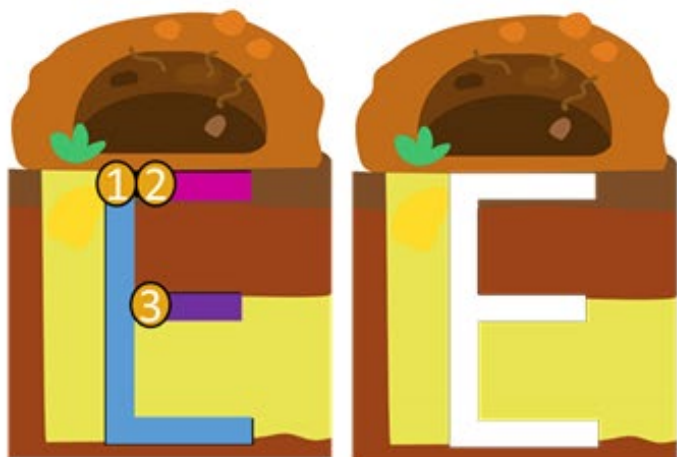
start at the dots ●



e

e

e

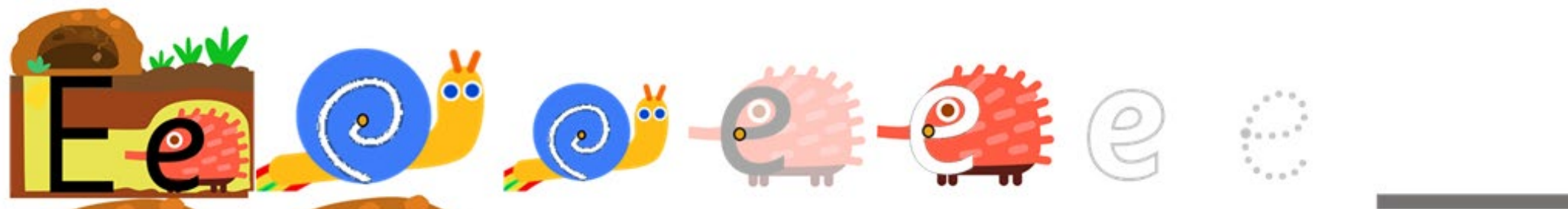


E

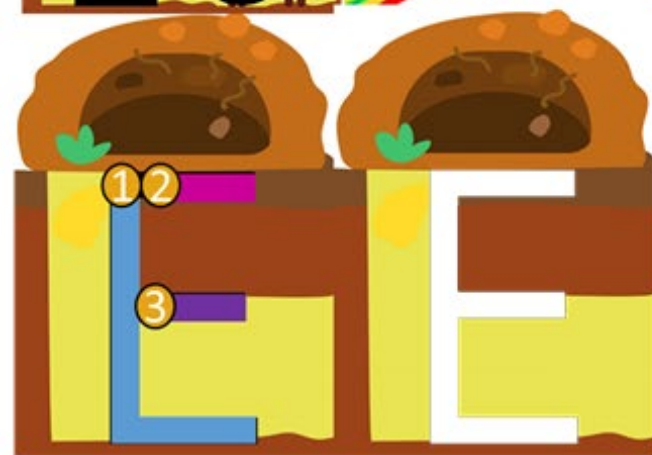
E

E





start at the dots ●



get

\_\_\_\_\_

\_\_\_\_\_

\_\_\_\_\_

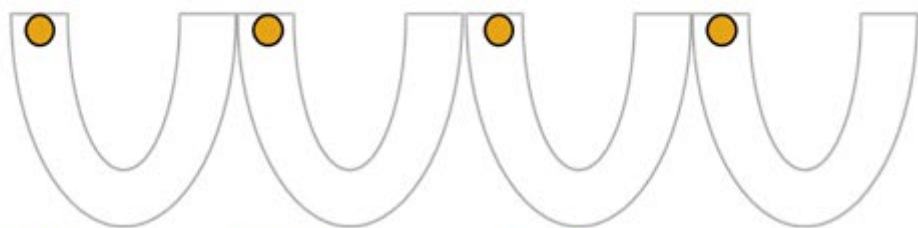
end

\_\_\_\_\_


\_\_\_\_\_

\_\_\_\_\_

start at the dots ●



start at the dots ●



start at the dots ●



Uu

Uu

Uu

\_\_\_\_\_

up

\_\_\_\_\_

\_\_\_\_\_

put

\_\_\_\_\_

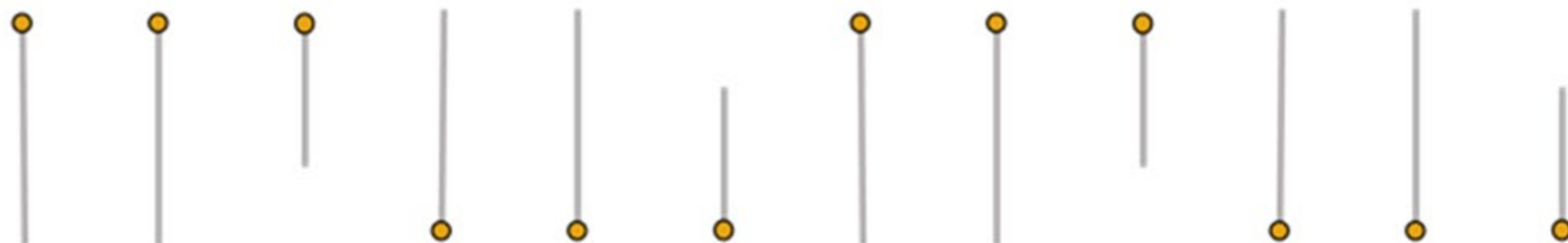
\_\_\_\_\_

mum


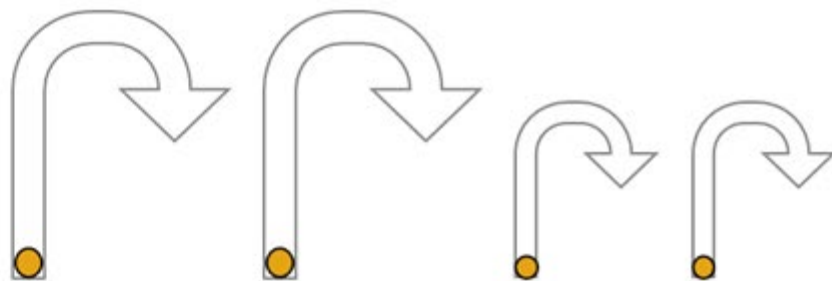
\_\_\_\_\_

\_\_\_\_\_

Mum got up and put on a mask.






start at the dots ●





start at the dots ●





Rr

\_\_\_\_\_

ran

\_\_\_\_\_

run

\_\_\_\_\_

red

\_\_\_\_\_

Gran

\_\_\_\_\_

dragon

\_\_\_\_\_

Rick

\_\_\_\_\_

Ron

\_\_\_\_\_

no

\_\_\_\_\_

go

\_\_\_\_\_

so

\_\_\_\_\_





ck

ck

\_\_\_\_\_



Uu

Uu

\_\_\_\_\_

\_\_\_\_\_



r

r

r

\_\_\_\_\_

\_\_\_\_\_



e

e

\_\_\_\_\_

\_\_\_\_\_

up \_\_\_\_\_ put \_\_\_\_\_ run \_\_\_\_\_

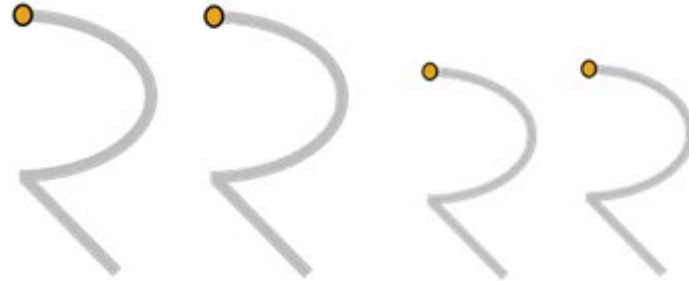
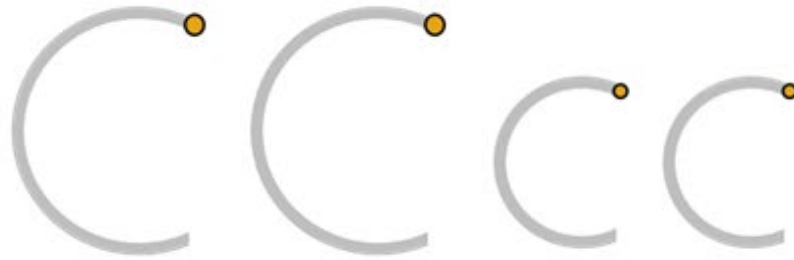
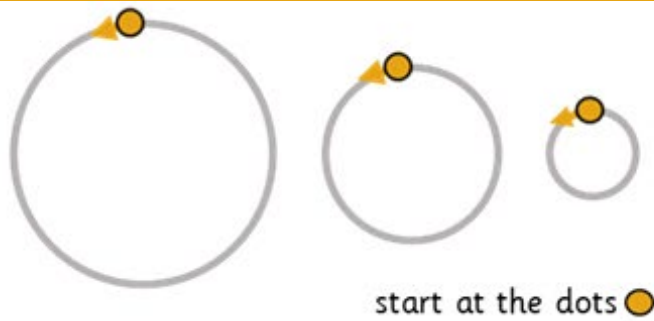
get \_\_\_\_\_ red \_\_\_\_\_

Rick \_\_\_\_\_ rock \_\_\_\_\_

Mum \_\_\_\_\_ duck \_\_\_\_\_

no \_\_\_\_\_ go \_\_\_\_\_ so \_\_\_\_\_

Rick picks up the red rocket.





ck

ck

ck



\_\_\_\_\_



ck

ck

ck



\_\_\_\_\_

sock

\_\_\_\_\_

\_\_\_\_\_

kick

\_\_\_\_\_

\_\_\_\_\_

start at the dots ●



Uu

Uu

Uu

\_\_\_\_\_

up

\_\_\_\_\_

\_\_\_\_\_

put

\_\_\_\_\_

\_\_\_\_\_

mum

\_\_\_\_\_

\_\_\_\_\_

Mum got up and put on a mask.





\_\_\_\_\_

ran

\_\_\_\_\_

run

\_\_\_\_\_

red

\_\_\_\_\_

Gran

\_\_\_\_\_

dragon

\_\_\_\_\_

Rick

\_\_\_\_\_

Ron

\_\_\_\_\_

no

\_\_\_\_\_

go

\_\_\_\_\_

so

\_\_\_\_\_



ck

ck

\_\_\_\_\_



Uu

Uu

\_\_\_\_\_

\_\_\_\_\_



r

r

r

\_\_\_\_\_

\_\_\_\_\_



e

e

\_\_\_\_\_

\_\_\_\_\_



up \_\_\_\_\_

put \_\_\_\_\_

run \_\_\_\_\_

get \_\_\_\_\_

red \_\_\_\_\_

Rick \_\_\_\_\_

rock \_\_\_\_\_

Mum \_\_\_\_\_

duck \_\_\_\_\_

no \_\_\_\_\_

go \_\_\_\_\_

so \_\_\_\_\_

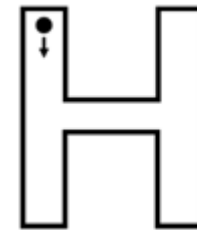
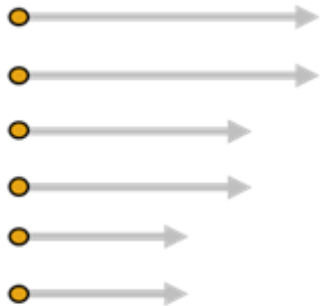
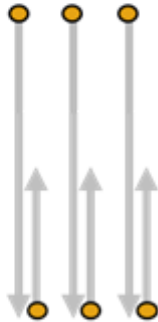
Rick picks up the red rocket.

Help Haz play her game.

Follow the lines to show  
Haz how the balls bounce.



start at the dots ●



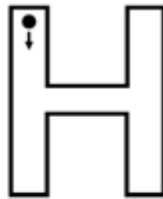
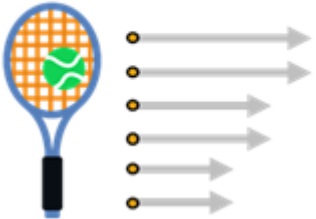
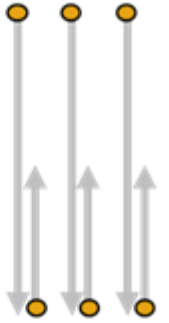


Help Haz play her game.

Follow the lines to show Haz how the balls bounce.



start at the dots ●



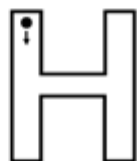
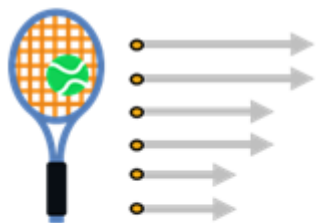
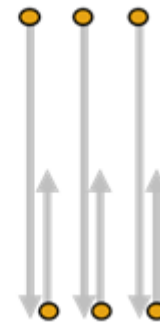
Help Haz play her game.



Follow the lines to show Haz how the balls bounce.



start at the dots ●



had



him



hen



hat



hot

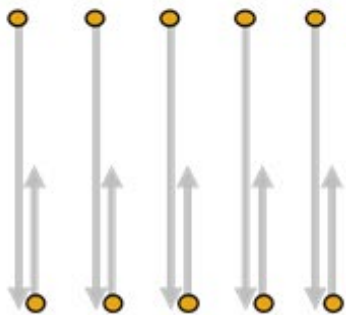


hunt



start at the dots ●

Fix the beehive!



Follow the bee's paths.



b

b b b b

B

B B B

Bb

\_\_\_\_\_



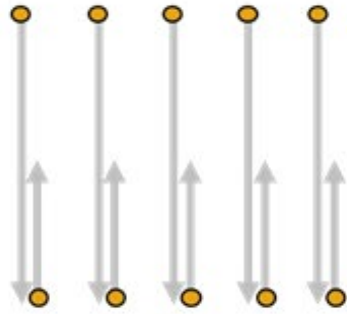
bed

\_\_\_\_\_



start at the dots ●

Fix the beehive!



Follow the bee's paths.



b

b b b

\_\_\_\_\_

Bb

\_\_\_\_\_

Bob

\_\_\_\_\_

bed

\_\_\_\_\_



Fix the big  
beehive!

start at the dots ●

Follow the bee's  
paths.

b

b

b

\_\_\_\_\_

Bb

\_\_\_\_\_

big

but

\_\_\_\_\_

Ben

bad

\_\_\_\_\_

Bob

bug

\_\_\_\_\_

best

\_\_\_\_\_



bed

\_\_\_\_\_








Finish the flowers and use different colours for each of the fs on the petals.








Finish the flowers and use  
different colours for each  
of the f's on the petals.

Love from



Finish the flowers and use  
different colours for each  
of the f's on the petals.




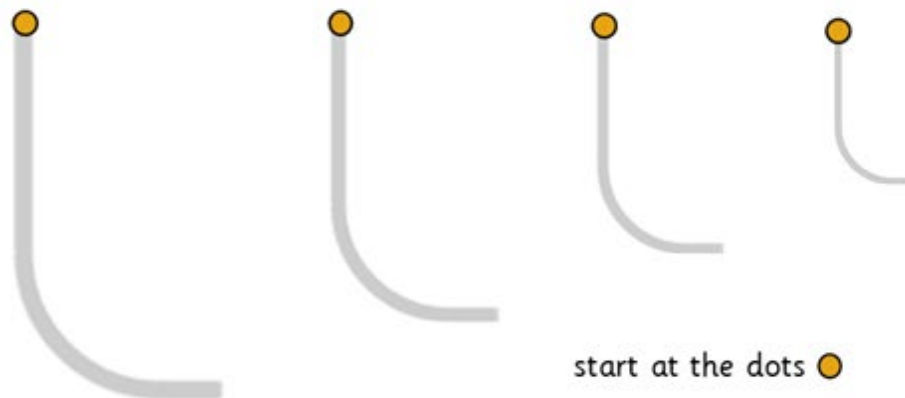
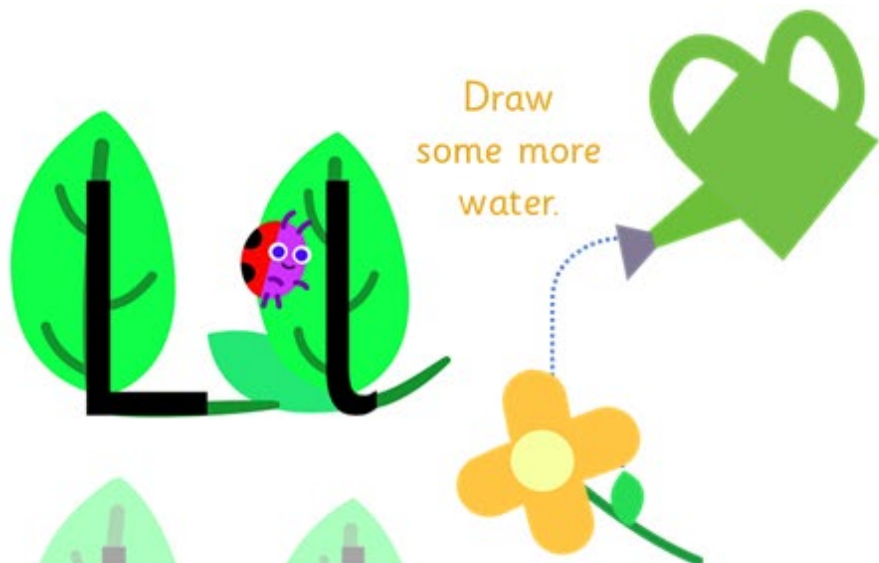
A gift from \_\_\_\_\_ the \_\_\_\_rog.

What gift would you give?

Draw a gift  
from the frog.



A gi \_\_\_\_\_ .





Draw  
some more  
water.

help




let



last








Help! \_\_\_\_\_!



Let's not let the last plant flop!

Add some  
water to the  
flower from  
the can.



		Hh	Hh	_____
		Bb	Bb	_____
		Ff	Ff	_____
		Ll	Ll	_____
		bed	bed	_____

of \_\_\_\_\_ if \_\_\_\_\_ had \_\_\_\_\_

him \_\_\_\_\_ big \_\_\_\_\_

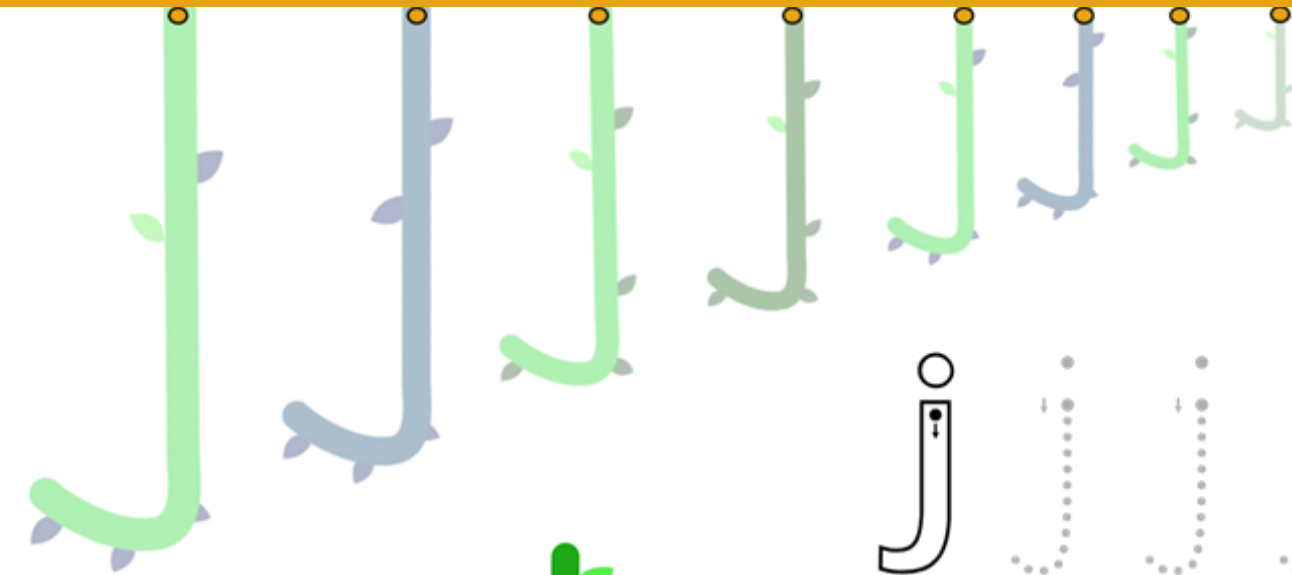
but \_\_\_\_\_ from \_\_\_\_\_

help \_\_\_\_\_ let's \_\_\_\_\_

Let's help him up from the bed.



Draw along the vines  
Start at the dots and follow them down.



Count the jelly sweets.  
Put a dot in each.

How many sweets? \_\_\_\_\_

How many orange sweets? \_\_\_\_\_





Draw along the vines  
Start at the dots and  
follow them down.

Count the jelly sweets.  
Put a dot in each.



How many sweets? \_\_\_\_\_

How many orange sweets? \_\_\_\_\_



\_\_\_\_\_



\_\_\_\_\_



\_\_\_\_\_





Draw along the vines  
Start at the dots and  
follow them down.

Count the jelly sweets.  
Put a dot in each.



How many sweets? \_\_\_\_\_

How many orange sweets? \_\_\_\_\_



\_\_\_\_\_

just \_\_\_\_\_ jam \_\_\_\_\_



Jump from the jet.

\_\_\_\_\_





Follow the dotted lines to help complete the story.



Val put on a jacket.

Val got into the van.



Go and help.



Cut up the salad.



Do up the vest.



The bats vitamins.





Follow the dotted lines and fill in the gaps to help complete the story.



Val put on a jacket.

Val got into the van.



Go and help.



Cut up the salad.



Do up the vest.

The bats vitamins.





Follow the dotted lines and fill in the gaps to help complete the story.



\_\_\_\_\_ put on a jacket.

\_\_\_\_\_ got into the \_\_\_\_\_,

to go and help.



Cut up the salad.



Do up the \_\_\_\_\_.

The bats \_\_\_\_\_.





start at the dots ●





start at the dots ●



went



want





start at the dots ●



Ww

Ww Ww

\_\_\_\_\_

went

\_\_\_\_\_


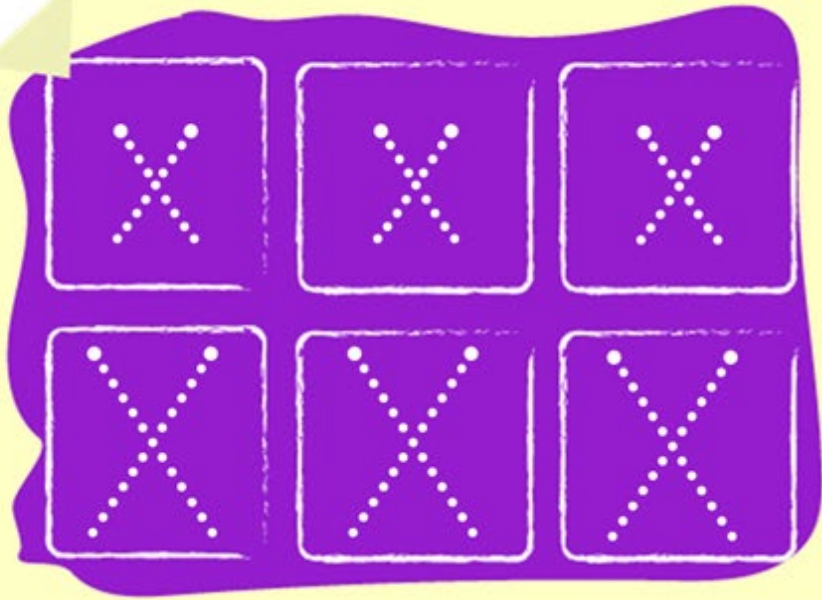
want

\_\_\_\_\_


I want to win the wig in the wind!

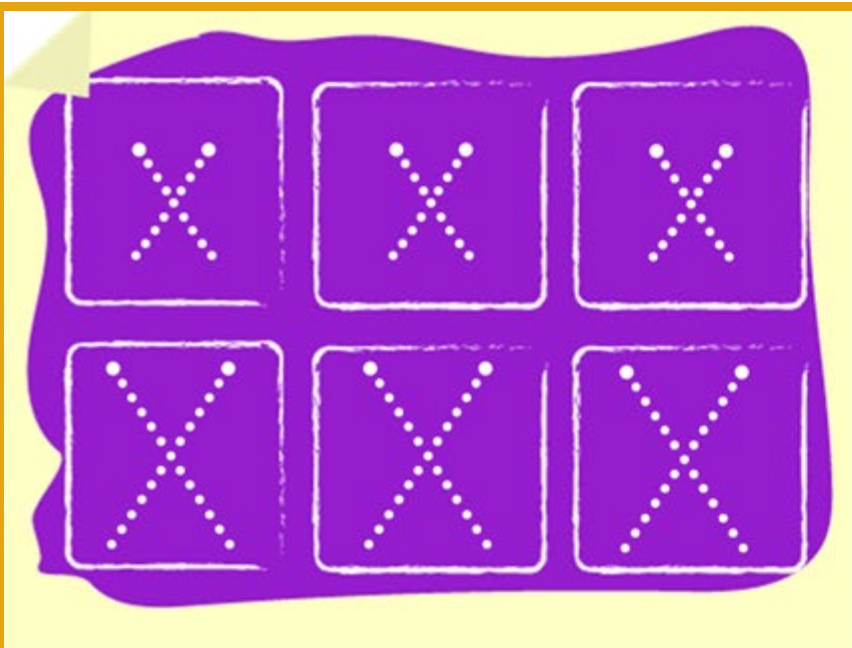
\_\_\_\_\_





Put an X in each box.



Put an X in each box.


fox

\_\_\_\_\_

box

\_\_\_\_\_

next

\_\_\_\_\_

Put an X in each box.


fox

\_\_\_\_\_

box

\_\_\_\_\_

next

\_\_\_\_\_

Alex the fox put an X in the next box.

\_\_\_\_\_

\_\_\_\_\_



just \_\_\_\_\_

went \_\_\_\_\_

want \_\_\_\_\_

wind \_\_\_\_\_

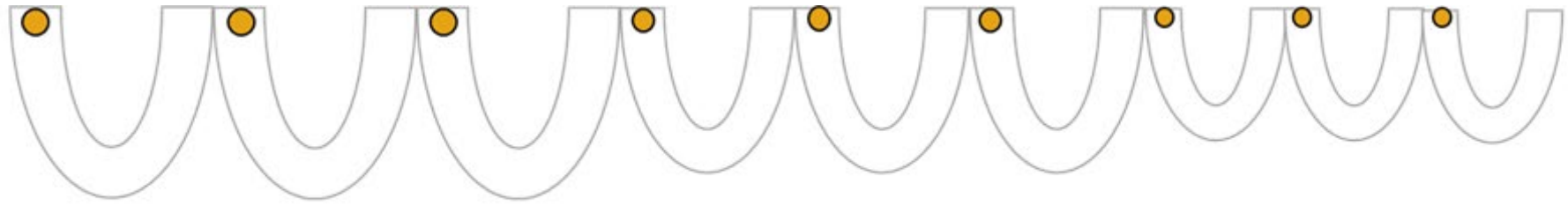
fox \_\_\_\_\_

next \_\_\_\_\_

box \_\_\_\_\_

vet \_\_\_\_\_

Val can fix the wet jug.







y

y

y

y

\_\_\_\_\_



Y

Y

Y

Y

\_\_\_\_\_



Yy

Yy

\_\_\_\_\_

\_\_\_\_\_um!



yes

\_\_\_\_\_

\_\_\_\_\_u\_\_\_\_\_!



Fill in the gaps to answer the question.

Hint: not all of them are 'y' or 'Y'



Yy

\_\_\_\_\_

**Do** Yan, Pat and Kevin **want** yoghurt?



\_\_\_\_es, it's  
\_\_\_\_u\_\_\_\_!



No, it's  
\_\_\_\_u\_\_\_\_!



\_\_\_\_o, not \_\_\_\_et! I just got  
a big \_\_\_\_og \_\_\_\_rom \_\_\_\_an.





Help fix the zips!



Help fix the zips!



Zigzag zips

Help fix the zips!



Zigzag zips

zap

\_\_\_\_\_

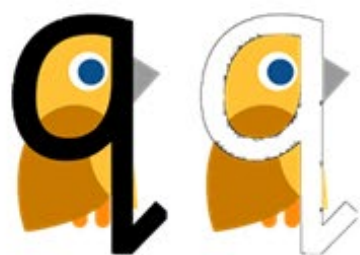
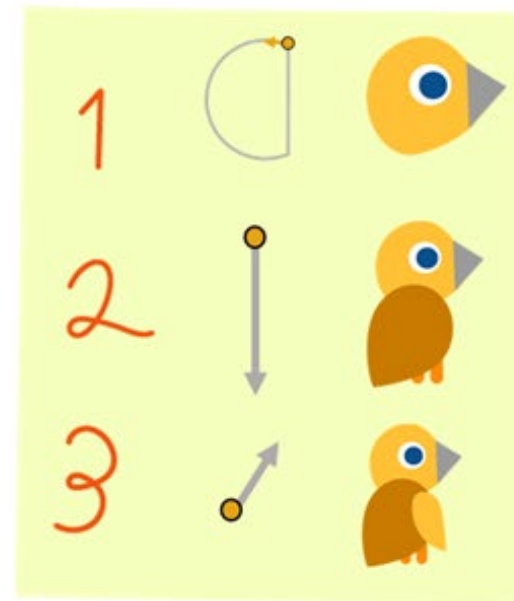
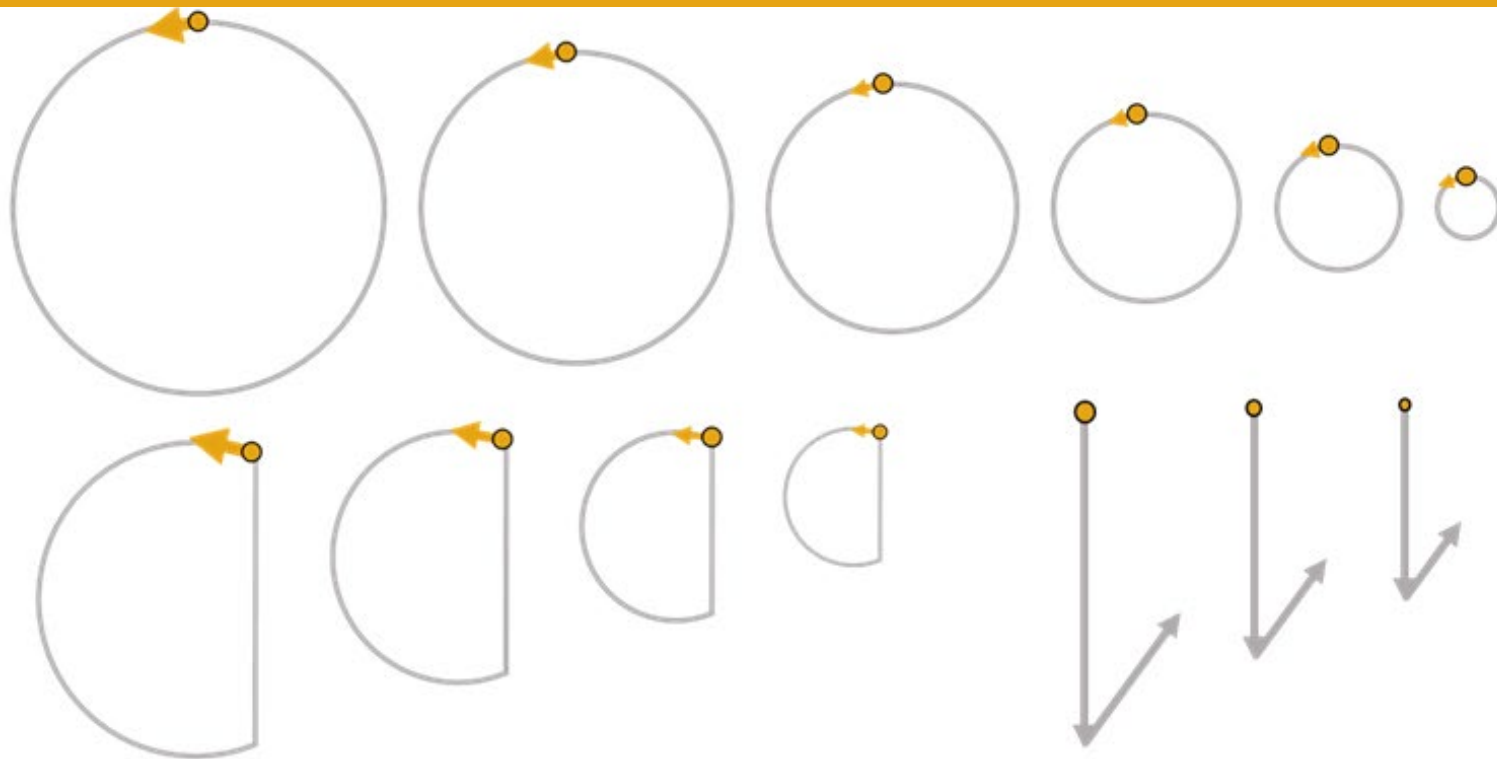
\_\_\_\_\_

zest


\_\_\_\_\_

\_\_\_\_\_

Eliza the zebra \_\_\_\_\_ igs and \_\_\_\_\_ ags.








\_\_\_\_\_

\_\_\_\_\_

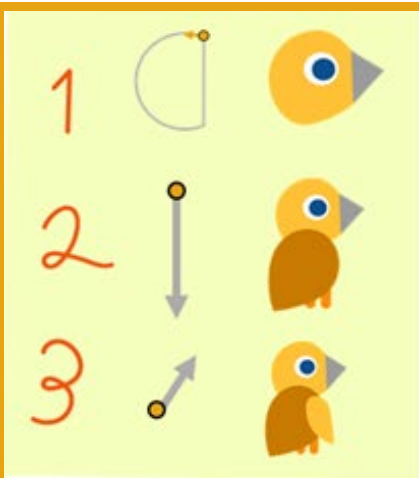
Finish the labels




\_\_\_\_\_

\_\_\_\_\_

\_\_\_\_\_



Finish the labels

1  B\_\_\_\_\_ the d\_\_\_\_\_ went qu\_\_\_\_\_.

2  Wi\_\_\_\_\_ a \_\_\_\_\_ id \_\_\_\_\_ the qu\_\_\_\_\_.

3  A s \_\_\_\_\_ id \_\_\_\_\_ n a qu \_\_\_\_\_.



Yy

Yy

\_\_\_\_\_



Zz

Zz


\_\_\_\_\_



Qq

Qq

\_\_\_\_\_



qu


qu

\_\_\_\_\_






as \_\_\_\_\_ is \_\_\_\_\_  
his \_\_\_\_\_ has \_\_\_\_\_




us \_\_\_\_\_ yes \_\_\_\_\_

animals \_\_\_\_\_

Yan is on a quest to visit Eliza.



Alana the Llama



a a a a

\_\_\_\_\_

spa


\_\_\_\_\_

lava


\_\_\_\_\_

saga

\_\_\_\_\_



Alana the Llama



a a a a

\_\_\_\_\_

ask


\_\_\_\_\_

spa

\_\_\_\_\_

fast

\_\_\_\_\_




Put a red line under the 'a' as in 'spa' sounds in Alana's name, and a blue line under the other 'a' sounds.

Alana the Llama




can't \_\_\_\_\_

A big llama drama!



Put a red line under the 'a' as in 'grass' sounds in Alana's name, and a blue line under the other 'a' sounds.

Alana the Llama



can't \_\_\_\_\_

Ask a daft drama llama!



\_\_\_\_\_

can't

\_\_\_\_\_

Label the pictures with words containing the 'a' sounds.

Hint: Some might contain both 'a' sounds.



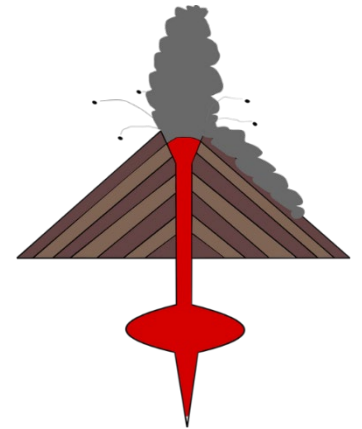
\_\_\_\_\_




\_\_\_\_\_



\_\_\_\_\_



\_\_\_\_\_



---

---

---

---

---

---


can't

---

---

Label the pictures with words containing the 'a' sounds.

Hint: Some might contain both 'a' sounds.





---


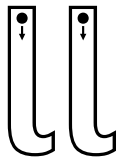


---

---

---









S S

s s

s s

\_\_\_\_\_

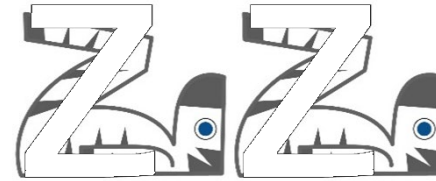

\_\_\_\_\_


\_\_\_\_\_

miss

\_\_\_\_\_

\_\_\_\_\_






ff



\_\_\_\_\_

\_\_\_\_\_



ll



\_\_\_\_\_

\_\_\_\_\_

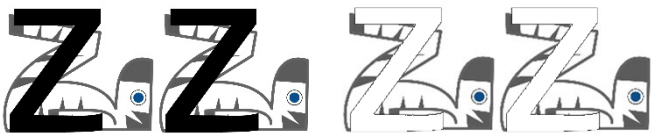


ss



\_\_\_\_\_

\_\_\_\_\_



zz



\_\_\_\_\_

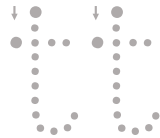
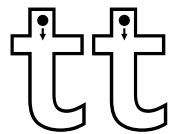



\_\_\_\_\_




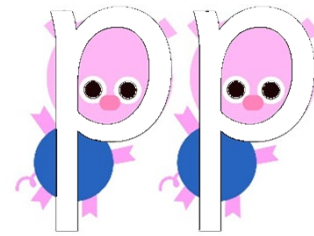






\_\_\_\_\_









\_\_\_\_\_










rr












mm

mm

mm

\_\_\_\_\_





nn

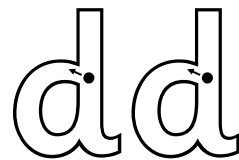
nn

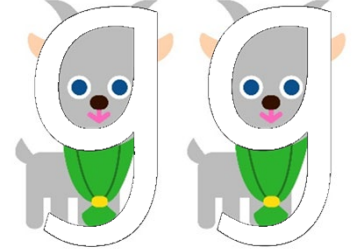
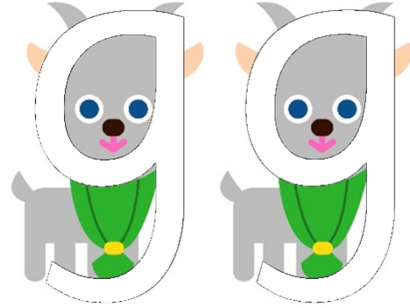



nn

\_\_\_\_\_

\_\_\_\_\_

\_\_\_\_\_





gg

gg

gg

\_\_\_\_\_






\_\_\_\_\_

\_\_\_\_\_

eggs

\_\_\_\_\_

\_\_\_\_\_



b b

b b

b b

\_\_\_\_\_

\_\_\_\_\_

\_\_\_\_\_

rabbit

\_\_\_\_\_



tt

tt tt



pp

pp pp



rr

rr rr



mm

mm mm

mm mm



cc

cc cc

cc cc



nn

nn nn

nn nn



dd

dd dd

dd dd



gg

gg gg

gg gg



bb

bb bb

bb bb



cc gg ss

tt pp rr mm