


Activity: Continuous Line Creatures


Use your imagination to turn a simple continuous line drawing into a group of quirky illustrations.

You will need:


- Paper
- Pencil
- Sharpie or fine liner/handwriting pen
- Colours - optional




Inspired by illustrations by artist Chris Piascik




Using a black pen, start by filling your page with a continuous line drawing. Continuous line means not taking the pen off the page until you're finished.





Take a moment to look at all the shapes your line drawing has created.

Use extra details to turn all of your shapes into quirky characters, use every available space to create abstract characters or simply add tails to your loops and turn them into fish.



Add colour or leave your work black and white.

